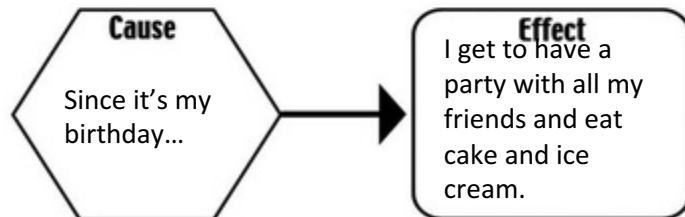
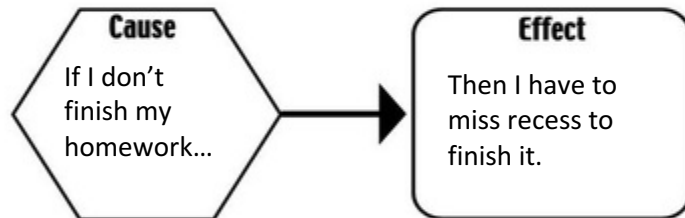
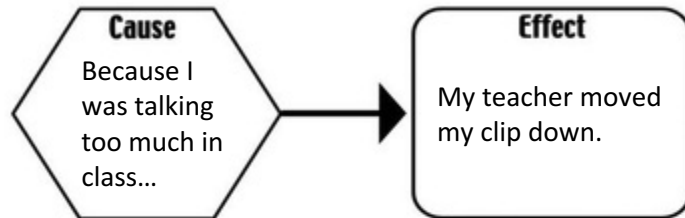


Cause and Effect

Cause & Effect

Name _____ Date _____



Procedure for Teaching Cause and Effect

1. Define cause and effect.
*Example: "The cause is **why** something happened. The effect is what happened. Effects occur after the cause. Sometimes authors mention it first, but an effect is always a response to the cause."*
2. Explain that authors organize texts using a cause and effect structure to demonstrate the relationship between two things. This helps us comprehend the text better.
3. Introduce the signal words that help us recognize this text structure, such as because, if, then, unless, when, therefore, and since.
4. Model using concrete examples that are familiar to the student in their everyday life to activate schema about the text structure.
5. Use a graphic organizer to organize cause and effect. Teacher may use other instructional strategies such as role-playing, matching cards, or flip books to demonstrate.
6. Model using the text being read.